



Amarr Garage Door Program

Let's Get Started

If you already have an existing Amarr account, please send the account number to support@sibipro.com. If not, follow the below steps

1. Email **support@sibipro.com** and request to start the Sibi garage door enrollment process, please include the following:
 - a. Company name
 - b. Primary contact name
 - c. Email
 - d. Phone
 - e. Business address
2. Allow 2-3 business days for account setup
 - a. Amarr will email the primary contact with an account number
 - b. Included in the email will be a link to set up a credit line, if preferred
3. Once the Amarr account is completed, the Sibi team will create your user profile



- 1 **Log into your Sibi account on web.sibipro.com.** If you are not set up, reach out to support@sibipro.com and request access to the Amarr Program. A Sibi representative will be in touch shortly to support you.
- 2 To begin an order, navigate to **"Properties"** located at the top of your screen.
- 3 **Enter the property address of the job.** Simply type the first few characters and the address will appear. If the address does not appear, click the **+** symbol to add the property into Sibi.
- 4 Select **"Start Order"** and navigate to the Amarr Garage Door shop in the manufacturer shop selection menu.

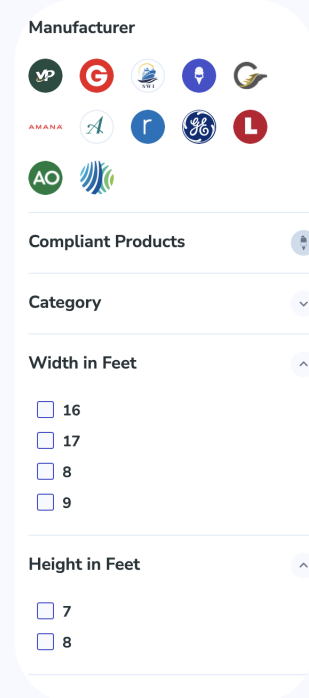

The Shop

Optimize your store experience

Use the **left side-panel** to perform most functions in the shop to improve your store experience. This includes:

- Filtering by product categories & width to refine search results
- Filtering by compliant products approved by the client
- Manufacturer shop selection menu

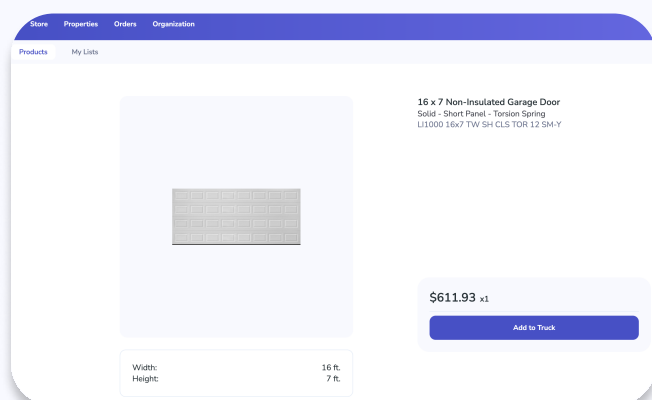
Use the **search bar on the top left** of your screen to locate a specific product you have in mind or to refine your search results.



Adding Garage Doors To Your Truck

When you have found the product you would like to add to your truck, simply select **"Add to Truck"** or click on the product card to view product details.

You will see a section appear on your screen similar to the image below. On this screen you can verify the products dimensions are just right before adding them to your truck.



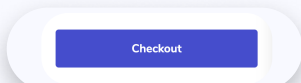
Simplify ordering and use Lists

Do you have a list of products that you commonly and consistently order for each project?

Create a list of all the products using the **"My List"** feature! Lists allows you to **add all items** in the list to your truck with a single click, **saving you time** on every order.

"My List" can be found at the top of the left side-panel. To begin, **create and add items to your list!**

- 5 When you have everything added to your truck, click **"Checkout"** located at the top of the **bottom right corner of your screen.**



Checking Out

- 1 Details >
- 2 Fulfillment >
- 3 Payment

- 6 **Details:** Input the details of your order and select **"Next"**
 - Who is the primary contact
 - Enter a unique PO for invoicing
 - Enter special instructions for your order, ie: ockbox code

When you are ready to move forward, click **"Next"**.

- 7 **Fulfillment:** Select where you would like to deliver or pick up your order.

- 8 **Payment:** Pay for the order using your credit line with Amarr, or by entering your credit or debit card information.

Let's get to know each other first

Just a few questions before we go any further.

Primary Contact

Jake Kerpan - (602) 510-7622

PO Number *

ex: PO-WU26000

Special Instructions


ex: Garage Code is 1234

< Back to store

Next

Delivery & Pick Up

Pick up is the preferred method at Amarr Door Centers. Deliveries are available at select Amarr Door Centers for a fee of \$165. Delivery times vary by location and are **typically 1-3 days** from order date— specialty orders typically have a lead time of **2-3 weeks**.



Do you have any questions? **Let's set up a demo!**

Reach out to the Sibi Team at support@sibipro.com